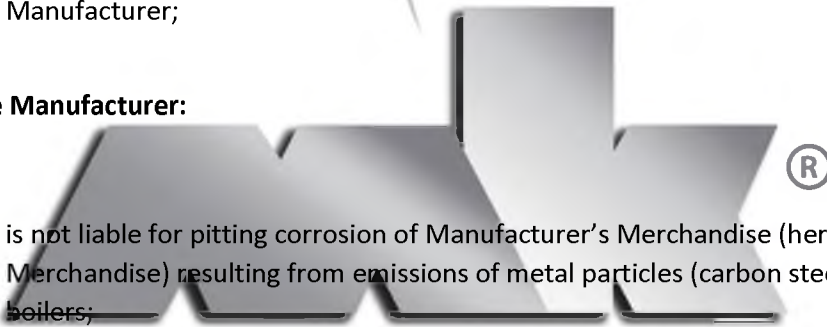


Assembly instructions for the MKD double wall chimney system

General guidelines

1. Following the guidelines presented in Assembly Instructions is necessary for proper operation of the chimney system and excludes the risk of injuries to persons or damages to properties resulting from assembly of chimney system;
2. Assembly of flue-gas exhaust system without following the guidelines presented in Assembly Instructions will void warranty entitlements and exclude any and all other liability of MK Sp. z o.o. with registered office in Żary, Poland for damages resulting from improper assembly;
3. During masonry works it is absolutely necessary to avoid any contact of masonry mortar with the elements of chimney system;
4. Flues should be placed in a distance of 0.3 m from inflammable, uncovered structural elements of a building, and at least 0.15 m from elements covered with 25 mm thick plaster on a mesh, or equivalent covering;
5. Flues may not be modified or repaired without a written authorization from the Manufacturer;

The Manufacturer:

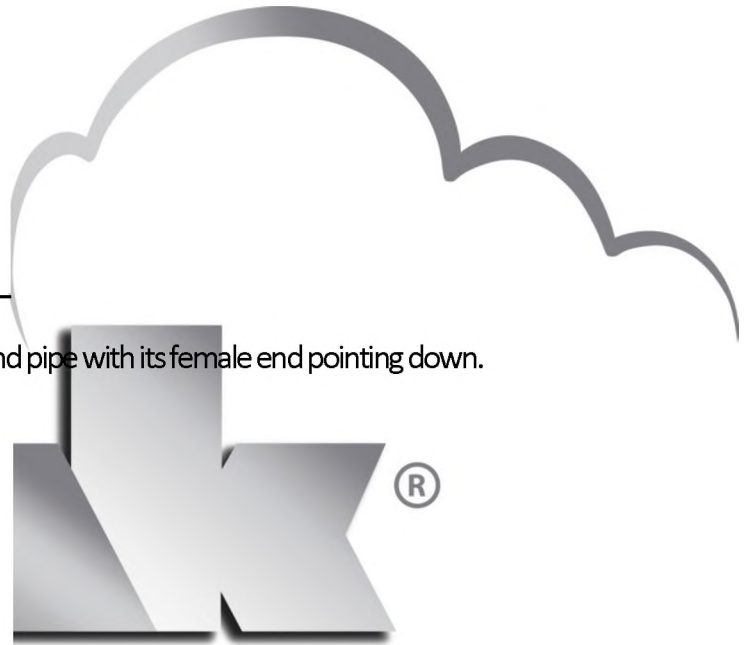
- 
1. is not liable for pitting corrosion of Manufacturer's Merchandise (hereinafter referred to as Merchandise) resulting from emissions of metal particles (carbon steel) from elements of boilers;
 2. is not liable for damages of Merchandise resulting from malfunction of a boiler to which the Merchandise is connected;
 3. is not liable for damages resulting from exposure of Merchandise to chemical compounds of chloride and fluoride (also present at the dry-cleaners, chemical dyehouses or hairdressers, etc.);
 4. is not liable for incompatibility of Merchandise with other equipment of the Buyer;
 5. is not liable for damages caused by chemical compounds used for cleaning (i.e. catalysts and post-combustors);

Assembly instructions for straight pipe sections


1. Position the first pipe vertically with its male end pointing up.




2. Prepare another pipe. Orient the second pipe with its female end pointing down.



3. Fit the first pipe inside the female end of the second pipe.



4. Secure fitted elements with a clamp by sliding it over the pipes.



5. Place the clamp on grooves and fasten it.



This way you can assemble required number of MKDsystem elements.

Safety guidelines:

1. It is necessary become familiarized with Manufacturer's recommendations related to the diameter of chimney exhausting flue-gas and guidelines for routing of the flue;
2. The length of flue-gas pipe section should follow recommendations of the manufacturer of a boiler presented in the operating manual of the boiler;
3. In case of noticeable smell of flue-gas:
 - Turn off the device;
 - Ventilate the room;
 - Contact with a certified chimney sweep;
4. Only original, new and undamaged elements from MK Sp. z o.o. with the registered office in Žary must be used, because only these elements ensure safe operation of the chimney system;
5. Chimney systems must be used in accordance with their intended use specified by the Manufacturer-Warrantor in Technical Catalog and price lists.
6. Chimney systems must be maintained (including regular sweeping) in accordance with the present regulations, including the Ordinance of the Minister of the Interior and Administration of 7 June 2010 concerning fire protection of buildings and other construction structures and areas (Journal of Laws no. 109, item 719) or any later regulation concerning fire protection of buildings and other construction structures and

areas. In particular, maintenance covers sweeping and inspection.

7. According to § 34, item 1, in structures or their parts where solid, liquid or gaseous fuel is burned fouling is removed from flues during their operation:
 - a) from furnaces of catering facilities - at least once a month, unless local regulations state otherwise;
 - b) from furnaces burning solid fuel not mentioned in item 1 - at least once every 3 months;
 - c) from furnaces burning liquid or gaseous fuel not mentioned in item 1 - at least once every 6 months.
 - item 2. In structures of their parts mentioned in item 1, fouling is removed from ventilation ducts at least once a year, unless higher frequency is implied from operational conditions.
 - item 3. Actions mentioned in item 1 and 2 are to be performed by persons holding chimney sweep certifications.
 - item 4. Provision of item 3 does not apply for removing fouling from flues and ventilation ducts of single-family residential buildings and homestead and recreational structures. (...)
8. A building where the chimney system is to be installed as well as the assembly itself should be executed in accordance with current regulations, including conditions specified in the Ordinance on the Minister of Infrastructure of 12 April 2002 concerning technical requirements for buildings and their placement (Journal of Laws no. 75, item 690 as amended);
9. Only a written certificate signed by a certified chimney sweep may attest of correctness of assembly and yearly technical inspection of a chimney.
10. MK Sp. z o.o. with its registered office in Żary, Poland cares for safety of its customers and their property, and therefore will take any steps to make the guidelines presented in Assembly instructions to fully protect health and property of its customers. MK Sp. z o.o. with its registered office in Żary, Poland commits to keep the guidelines presented in Assembly Instructions current and complete, and make its current version always available from the Website www.mkzary.pl.

Thank you for choosing our products.